

Pages 2  
School pick up, drop off & deliveries

Morden Hall Car Park

Cellular ground reinforcement paving area

Cellular ground reinforcement paving area

Morden Hall Overflow Car Park  
10am-4pm

Ivy Lodge

Existing Allotments

Main Entrance

Existing Gate

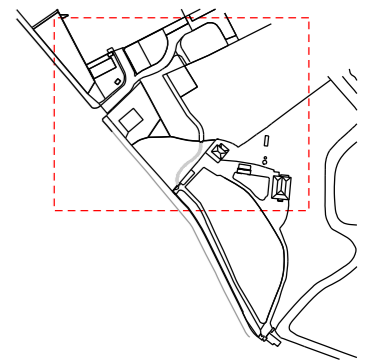
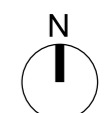
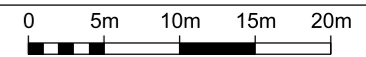
Existing Gate

IN  
OUT

Staff cars  
6000

Parents waiting area

Maintain access to overflow car park



Revision	Date	Description
P2	2021-01-21	Remove pontoon
P1	2020-11-19	Update
P0	2020-10-27	Planning Issue

© copyright Wimshurst Pelleriti, all rights reserved 2020

Do not scale-off this drawing. Wimshurst Pelleriti take no responsibility for any dimensions obtained by measuring or scaling from this drawing and no reliance may be placed on such dimensions, if no dimension is given. It is the responsibility of the recipient to ascertain the dimension specifically from the Architect or by site measurement.

The sizing of all structural and service elements must always be checked against the relevant engineers drawings. No reliance should be placed upon sizing information shown on this drawing.

**Project**  
Little Forest Folk | Morden Lodge  
Morden, London

**Drawing Title**  
Proposed Plan  
Parking Area

Drawing Number	Revision
WP-0739-A-0109-P-X	P2

Scale @ A3	Revision Date
1:500	2021-01-21

**Drawing Purpose**  
PLANNING

**WIMSHURST PELLERITI**

The Mews,  
6 Putney Common, SW15 1HL  
0208 780 2206  
Info@wp.uk.com  
wimshurst-pelleriti.com



This page is intentionally left blank